




ENDLESS SINGLE AND DOUBLE PLY POLYESTER SLINGS



DIMENSIONS & SPECIFICATIONS

		Capacities (lb)				
Color	Model Number				Width (in)	Length (ft)
		Vertical (lb)	Choked (lb)	Basket (lb)		
Endless Single-Ply Polyester Webbing Slings						
Purple	WSESP-020	2,200	1,800	4,400	2	4'-18'
Green	WSESP-040	4,400	3,500	8,800	2.25	4'-18'
Yellow	WSESP-060	6,600	5,300	13,200	3	4'-18'
Gray	WSESP-080	8,800	7,000	17,600	4	4'-18'
Endless Double-Ply Polyester Webbing Slings						
Purple	WSEDP-040	4,400	3,500	8,800	2	4'-18'
Green	WSEDP-060	6,600	5,300	13,200	2.25	4'-18'
Green	WSEDP-080	8,800	7,000	17,600	2.25	4'-18'

* These items are kept in inventory and, in most cases, are ready for immediate shipment.

Updated: 2013

Please Note:

The slings are designed for lifting loads. Before using, make sure that the load doesn't exceed the rated capacity of the sling. Slings should always be stored indoors.

ENDLESS SINGLE AND DOUBLE PLY POLYESTER SLINGS

Models: WSESP & WSEDP