

ELECTRIC CHAIN HOIST (Single Brake)



Electric Chain Hoists provide a price-to-quality ratio that is the best in the industry.

Available in hook or trolley mounted configurations.

Features noted with an asterisk (*) come standard in ACI Hoists. Other brands charge up to \$950 for these features.

Standard Features Include:

- Capacity: ¼ to 35 Ton in stock. Higher capacities available upon request.
- Duty Rating: H4
- Heavy duty, wear resistant load chain.
- Upper & lower limit switches cut the power directly to the motor. This safety device is required in hot metal and critical uses.
- Trolley brake, drop lugs and bumpers are standard on trolley mounted models.

Pull-Rotor Motor Brake

An extremely durable and advanced design which contains no brake coil to fail, unlike conventional brakes.



Heavy Duty Motor

Increased performance through heavy duty H4 rating as well as standard thermal protection.

Heat Treated Helical & Spur Gears

Precision machined and enclosed in oil bath lubrication, resulting in a quiet, smooth, cool operation and long life.

Forged Carbon Steel Hooks

Under excessive loads, the hook will open gradually and not fracture. Ball bearings produce a smooth, 360° rotation. Hook safety latches are standard.

Load Sheave

Deep groove pockets fully support the load chain during operation. This reduces vibration and chain wear as well as providing a true vertical lift.

Inverse Phase Sequence Protection Device

Controls the circuit, not allowing the hoist to function if there is wiring or power supply errors.

Aluminum Body

Die cast aluminum body is light weight with a baked paint finish.


Pendant Control

Easy to use, one handed operation. Rated IP65. standard control voltage is 110V. Strain relief wire is molded to pendant cord for added support.



Heavy Duty Chain Bag*

All of our hoists come with a heavy duty chain bag at no extra cost.



ELECTRIC CHAIN HOIST (Single Brake)

Model NECH

2721 NE 4th Ave Pompano FL 33064 | (866) -424-6478

Scan QR code



with SmartPhone for full details.

Hoist Specifications

Capacity (Ton)	Model Number	No. of Chain Falls	Lift Speed (FPM)	HP	Rated Current		Weight (Lb)
					230 V (Amp)	460 V (Amp)	
1/4	NECH*-00526	1	26	1.0	3.2	1.6	112
1/2	NECH*-01016	1	16	1.5	3.2	1.6	101
1/2	NECH*-01026	1	26	1.0	3.2	1.6	112
1	NECH*-02013	2	13	1.0	3.2	1.6	112
1	NECH*-02016	1	16	1.5	4.2	2.1	121
1	NECH*-02026	1	26	2.0	6.5	3.2	121
2	NECH*-04008	2	8	1.5	4.2	2.1	152
2	NECH*-04013	2	13	2.0	6.5	3.2	152
2	NECH*-04026	1	26	4.0	13	6.5	236
3	NECH*-06006	3	6	1.5	4.2	2.1	174
3	NECH*-06009	3	9	2.0	6.5	3.2	174
3	NECH*-06017	2	17	4.0	13	6.5	282
5	NECH*-10010	2	10	4.0	13	6.5	287
7.5	NECH*-15007	3	7	4.0	13	6.5	311
10	NECH*-20010	4	10	2 x 4.0	2 x 13	2 x 6.5	619
15	NECH*-30007	6	7	2 x 4.0	2 x 13	2 x 6.5	842
20	NECH*-40005	8	5	2 x 4.0	2 x 13	2 x 6.5	1025
25	NECH*-50005	8	5	2 x 4.0	2 x 13	2 x 6.5	1069
30	NECH*-60003	10	3	2 x 4.0	2 x 13	2 x 6.5	2116
35	NECH*-70003	10	3	2 x 4.0	2 x 13	2 x 6.5	2535

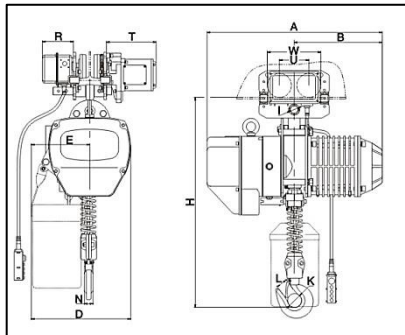
To complete your Model Number insert the following in place of asterisks.

- * For Suspension
 - H = Hook
 - Mounted L = Lug
 - Mounted
 - M = With Motorized Trolley
 - P = With Standard Push
 - Trolley G = With Geared Trolley

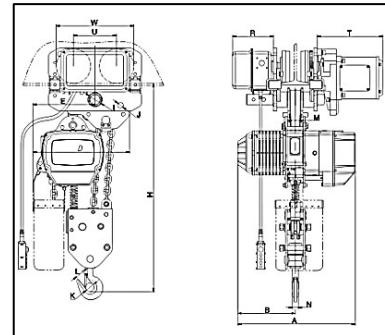
† Lift in FT

Hoist Dimensions

¼ Ton – 5 Ton Hoist with Motorized Trolley



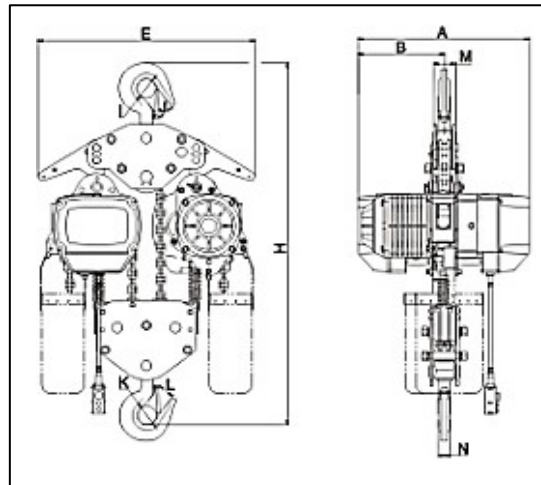
7.5 Ton Hoist with Motorized Trolley



Hoist Dimensions

Cap. (Ton)	Model Number	H	A	B	K	L	N	I	J	W	U	R	T
1/4	NECHM-00526	21.3	18.1	9.1	φ 1.4	1.0	0.7	φ 1.4	1.1	8.1	4.5	5.6	9.1
1/2	NECHM-01026- †	21.3	18.1	9.1	φ 1.4	1.0	0.7	φ 1.4	1.1	8.1	4.5	5.6	9.1
1	NECHM-02013- †	23.9	18.1	9.1	φ 1.6	1.2	0.9	φ 1.6	1.2	8.1	4.5	5.6	9.1
1	NECHM-02026- †	22.1	20.5	10.2	φ 1.7	1.3	0.7	φ 1.7	1.3	8.1	4.5	5.6	9.1
2	NECHM-04013- †	28.6	20.5	10.2	φ 1.9	1.6	1.2	φ 1.9	1.6	9.3	5.4	6	9.1
2	NECHM-04026- †	26.8	24.5	11.6	φ 1.9	1.6	1.2	φ 1.9	1.6	9.3	5.4	6	9.1
3	NECHM-06009- †	33.5	20.5	10.2	φ 2.3	1.9	1.4	φ 2.3	1.9	10.4	6.2	5.6	9.1
3	NECHM-06017- †	33.1	24.2	11.6	φ 2.3	1.9	1.4	φ 2.3	1.9	10.4	6.2	5.6	9.1
5	NECHM-10010- †	36.5	24.2	11.6	φ 2.4	1.9	1.7	φ 2.3	1.9	11.7	7.0	5.6	9.1
7.5	NECHM-15007- †	43.7	24.2	11.6	φ 3.3	3.1	2.2	φ 2.4	1.2	11.7	7.0	5.6	9.1

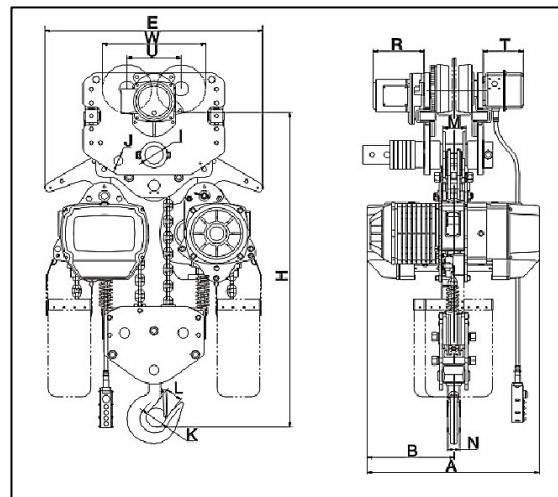
10 Ton Hook Mounted Hoist



Hoist Dimensions

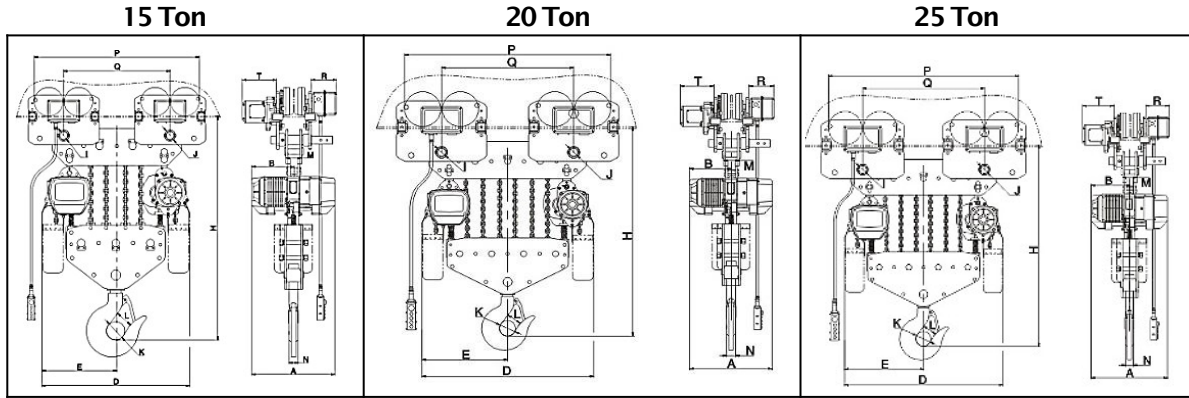
Cap. (Ton)	Model Number	H	A	B	E	I	J	K	L	M	N
10	NECH-20010- †	51.6	24.8	12.4	35	φ 3.3	3.1	φ 3.3	3.1	4.1	2.2

10 Ton Hoist with Motorized Trolley



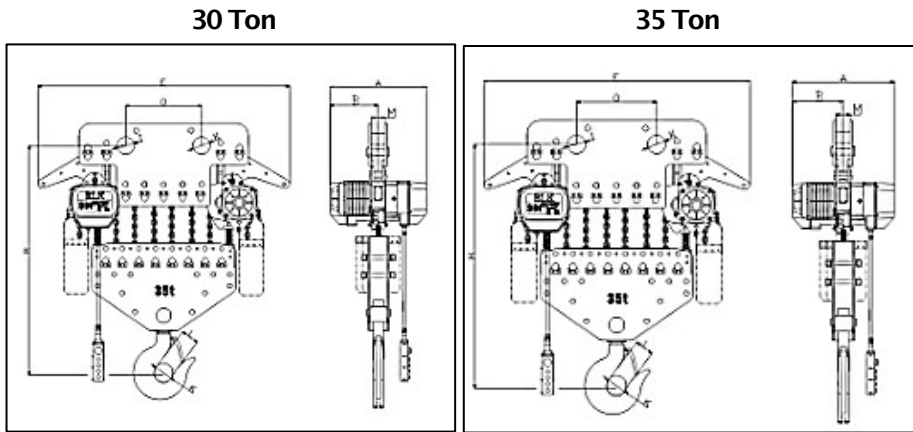
Hoist Dimensions

Cap. (Ton)	Model Number	H	A	B	E	I	J	K	L	M	N	W	U	R	T
10	NECHM-20011- †	43.4	24.8	12.4	35	φ2.8	φ1.4	φ3.35	3.1	3.3	2.2	14.4	7.5	9.1	5.6



Hoist Dimensions

Cap. (Ton)	Model Number	H	A	B	D	E	I	J	K	L	M	N	P	Q	R	T
15	NECHM-30007-†	48.1	24.8	12.4	42.1	21.1	φ2.1	φ2.1	φ4.7	3.8	3.5	3.1	36.5	22	5.6	9.1
20	NECHM-40005-†	54.4	24.8	12.4	49.6	24.8	φ2.8	φ2.8	φ5.9	4.5	3.5	3.7	43.5	29	5.6	9.1
25	NECHM-50005-†	54.4	24.8	12.4	49.6	24.8	φ2.8	φ2.8	φ5.9	4.5	3.5	3.7	43.5	29	5.6	9.1



Hoist Dimensions

Cap. (Ton)	Model Number	H	A	B	E	I	J	K	L	M	N
30	NECHM-60003-†	61.1	24.8	12.4	59.4	φ3.9	φ3.9	φ7.7	5.5	7.3	5.5
35	NECHM-70003-†	61.1	24.8	12.4	59.4	φ3.9	φ3.9	φ7.7	5.5	7.3	5.5