




# EYE & EYE POLYESTER SLINGS



## DIMENSIONS & SPECIFICATIONS

		Capacities (lb)				
Color	Model Number				Width (in)	Length (ft)
		Vertical (lb)	Choked (lb)	Basket (lb)		
<b>Eye &amp; Eye Polyester Slings</b>						
Purple	WSDP-020	2,200	1,800	4,400	2.00	4'-18'
Green	WSDP-040	4,400	3,500	8,800	2.25	4'-18'
Yellow	WSDP-060	6,600	5,300	13,200	3.00	4'-18'
Gray	WSDP-080	8,800	7,000	17,600	4.00	4'-18'
Red	WSDP-100	11,000	8,800	22,000	5.00	4'-18'

\* These items are kept in inventory and, in most cases, are ready for immediate shipment.

Updated: 2013

### Please Note:

The slings are designed for lifting loads. Before using, make sure that the load doesn't exceed the rated capacity of the sling. Slings should always be stored indoors.