

Electric Chain Hoist (Dual Brake)



Specifications

Electric Chain Hoist Specifications

Model Number	Capacity (Ton)	Lift Speed (Ft/Min)	Number of Chain Falls	Hoist Motor 3 Phase / 60 Hz			
				HP	Rated Current		
					230 V	460 V	
ECHH-00518	1/4	18	1	1.3	8	4	
ECHH-00526		26		1.3	8	4	
ECHH-00544		44		2.0	10	5	
ECHH-01018	1/2	18		1.3	8	4	
ECHH-01026		26		1.3	8	4	
ECHH-01044		44		2.0	8	4	
ECHH-02018	1	18		1.3	8	4	
ECHH-02026		26		2.0	10	5	
ECHH-04026	2	26		2	5.0	19	10
ECHH-04009		9			1.3	8	4
ECHH-04013		13	2.0		10	5	
ECHH-06017	3	17	3	5.0	19	10	
ECHH-06006		6		1.3	8	4	
ECHH-06009		9		2.0	10	5	
ECHH-10010	5	10	2	5.0	19	10	
ECHH-15007	7 1/2	7	3	5.0	19	10	
ECHH-20010	10	10	4	2 X 5.0	2 X 19	2 X 10	
ECCH-30007	15	7	6	2 X 5.0			
ECHH-40005	20	5	8				

ELECTRIC CHAIN HOIST (Dual Brake)

Models ECHH, ECHP, ECHG and ECHM

ECH-0214

ACI Hoist & Crane | 2721 NE 4th Ave Pompano FL 33064 | 954.367.6116



Scan QR Code with
SmartPhone for full details.

Low Headroom Motorized Trolley Specifications

Model Number	Capacity (Tons)	Number of Chain Falls	Trolley Motor					
			50 FPM			100 FPM		
			HP	Rated Current		HP	Rated Current	
				230V	460V		230V	460V
MT-020-1	1/4	1	0.5	1.8	0.8	0.5	1.8	0.8
MT-020-1	1/2							
MT-020-1	1							
MT-040-2	2	2	1	3.5	1.6	1	3.5	1.6
MT-040-1		1						
MT-060-3	3	3	1	3.5	1.6	1	3.5	1.6
MT-060-2		2						
MT-100-2	5	2	1	3.5	1.6	1	3.5	1.6

Standard Motorized Trolley Specifications

Model Number	Capacity (Tons)	Number of Chain Falls	Trolley Motor					
			50 FPM			100 FPM		
			HP	Rated Current		HP	Rated Current	
				230V	460V		230V	460V
MT-150-3	7 1/2	3	1	3.5	1.6	1	3.5	1.6
MT-200-4	10	4	2 X	2 X 1.8	2 X 0.8	2 X 1	2 X 3.5	2 X 1.6
2 X MT-150-3	15	6	0.5					
2 X MT-200-4	20	8	4 X	4 X 1.8	4 X 0.8	4 X 1	4 X 3.5	4 X 1.6
			0.5					

Electric Chain Hoist (Dual Brake)

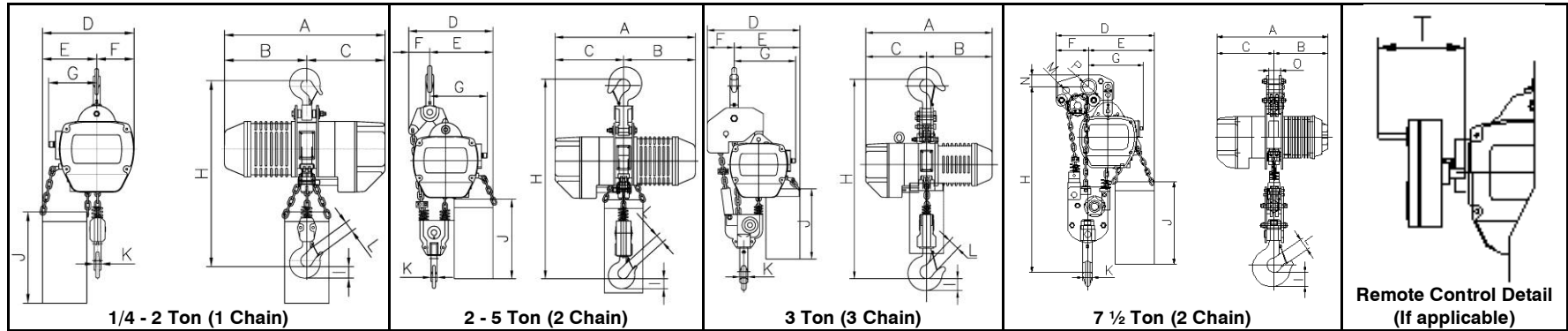
Models ECHH, ECHP, ECHG, and ECHM

ECH-0214

2721 NE 4th Ave Pompano FL 33064 | (954) 367-6116

Dimensions

1/4 - 7 1/2 Ton Electric Chain Hoist Hook Mounted Dimensions



Model Number	H*	D	E*	F	G	I	J*	K	L	O	Approx. Gross Weight (lb.)	Single Speed				Variable Frequency Drive						
												A	B	C	G	M	P	T	A	B	C	G
ECHH-00518	20	11.8	7	4.8	6.3	1.4	11.2	0.9	1.3	---	138	21.75	10.7	11	6	25.25	10.7	14.5	---	---	---	6
ECHH-00526																						
ECHH-00544																						
ECHH-01018																						
ECHH-01026																						
ECHH-01044																						
ECHH-02018																						
ECHH-02026																						
ECHH-04026	28	16.3	10.25	6.1	7.5	1.6	14	1.23	1.59	---	280	25.5	12	13.5	6	29.75	12	17.75	---	---	---	6
ECHH-04009	27.6	12.5	9.4	3.2	8.6	1.6	11.2	1.22	1.5	---	155	21.5	10.5	11	6	25	10.5	14.5	---	---	---	6
ECHH-04013	31.5	15	10	5	9.5	2	11.2	1.35	1.8	---	240	21.75	10.7	11	6	25.25	10.7	14.5	---	---	---	6
ECHH-06006	35	16.5	10	3.5	8.5	2	14	1.35	1.8	---	305	25.5	12	13.5	6	29.75	12	17.75	8.5	1.6	2.8	6
ECHH-06009				4.5		2.5		1.8	2.07		320											
ECHH-06017	37	18.5	10.5	7.5	---	3	14.0	2.2	2.8	2.37	480	8.5	1.6	2.94	6	29.75	12	17.75	8.5	1.6	2.8	6
ECHH-10010	38.6	18.5	10.5	7.5	---	3	14.0	2.2	2.8	2.37	480	8.5	1.6	2.94	6	29.75	12	17.75	8.5	1.6	2.8	6
ECHH-15007	38.6	18.5	10.5	7.5	---	3	14.0	2.2	2.8	2.37	480	8.5	1.6	2.94	6	29.75	12	17.75	8.5	1.6	2.8	6

* Dimensions are based on standard 10 ft of lift.
All measurements in inches.

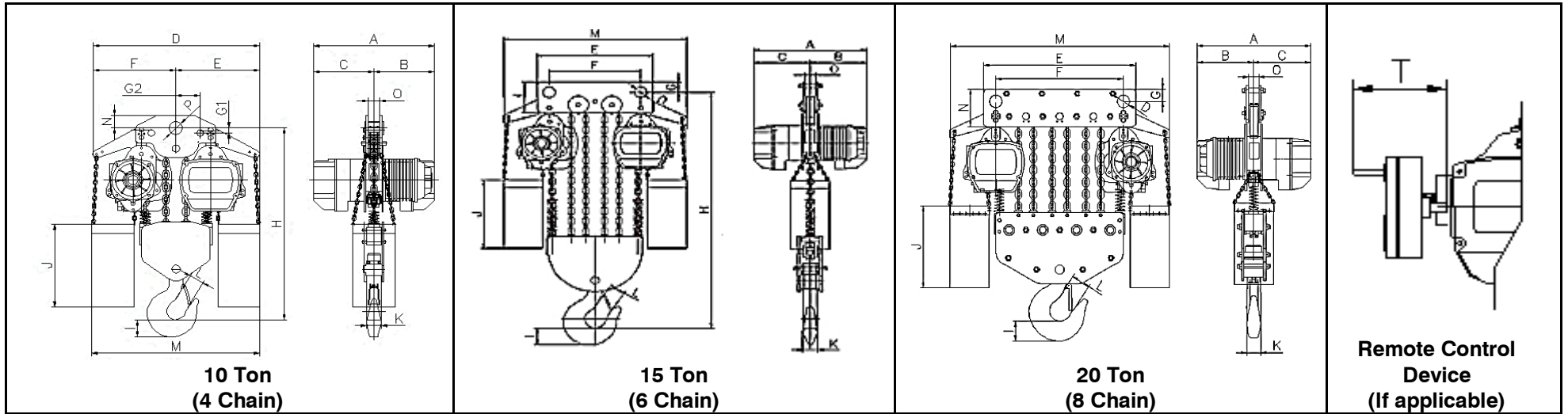
Electric Chain Hoist (Dual Brake)

Models ECHH, ECHP, ECHG, and ECHM

ECH-0214

2721 NE 4th Ave Pompano FL 33064 | (954) 367-6116

10-20 Ton Electric Chain Hoist Dimensions



Model Number	H*	D	E*	F	I	J*	K	L	N	O	Approx. Gross Weight (lb.)	Single Speed						Variable Frequency Drive								
												A	B	C	G1/G2	M	P	T	A	B	C	G1/G2	M	P	T	
												ECHH-20010	39	35.25	17.62	3.8	14	3.1	2.2	2.9	2.62	2.37	810			
ECHH-30007	39	2.75	26	20.5	4.4	19.1	3.3	3.6	8.3	2.3	1025	25.5	12	13.5	2.87	41	---	6	29.75	12	17.75	2.8	41	---	6	
ECHH-40005	41		33.75	28.3	3.1	4.1	1580	49			49															

* Dimensions are based on standard 10 ft of lift.
 All measurements in inches.
 † Contact us for additional flange width

Electric Chain Hoist (Dual Brake)

Models ECHH, ECHP, ECHG, and ECHM

ECH-0214

2721 NE 4th Ave Pompano FL 33064 | (954) 367-6116

1/4 - 5 Ton Electric Chain Hoist w/ Standard Push Trolley Dimensions

Model Number	H	Q	O	R	S	C	B	P	
ECHP-00518	25	8	9.5	8	1.25	11	10.7	1.75 - 5.5	
ECHP-00526				7.37				1.75 - 5.93	
ECHP-00544								9.25	2.75 - 8
ECHP-01018									3.5 - 8
ECHP-01026				26.25				9.68	12.25
ECHP-01044	32.7	10.87	12.87	10.35	1.62	11	10.7	3.93 - 8	
ECHP-02018									13.5
ECHP-02026	39	13.07	13.5	13					
ECHP-04009						42.5	14.87	14	
ECHP-04013	45.36	14.87	14	13.86					
ECHP-04026					39	13.07	13.5	13	
ECHP-06006	42.5	14.87	14	13.86					
ECHP-06009					45.36	14.87	14	13.86	
ECHP-06017	39	13.07	13.5	13					
ECHP-10010					42.5	14.87	14	13.86	

All dimensions measured in inches.
Based on standard 10 ft of lift.

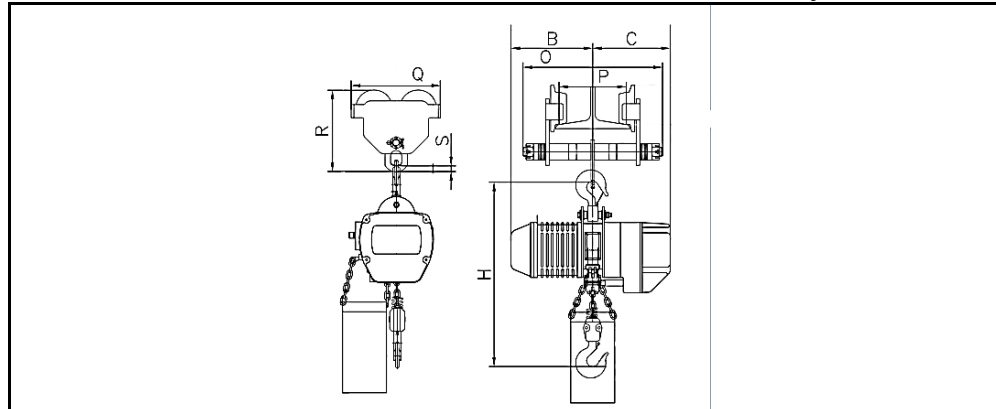
Electric Chain Hoist (Dual Brake)

Models ECHH, ECHP, ECHG, and ECHM

ECH-0214

2721 NE 4th Ave Pompano FL 33064 | (954) 367-6116

1/4 - 5 Ton Electric Chain Hoist w/ Low Headroom Push Trolley Dimensions



Model Number	H	Q	O	R	S	C	B	P					
ECHP-00518	16.5	4.2	0.5	0.5	16.5	11	10.7	3 - 10					
ECHP-00526													
ECHP-00544													
ECHP-01018													
ECHP-01026													
ECHP-01044													
ECHP-02018													
ECHP-02026													
ECHP-04009	22	4.9	0.6	0.6	17.3	13.5	10.5	3.75 - 13					
ECHP-04013													
ECHP-04026	24												
ECHP-06006	23				20.7		11		10.7	4 - 10			
ECHP-06009													
ECHP-06017	29.75				5.5		0.6		0.6	20	13.5	12	3.75 - 13
ECHP-10010	30.75									20.5			3.75 - 12.5

All dimensions measured in inches.
Based on standard 10 ft of lift.

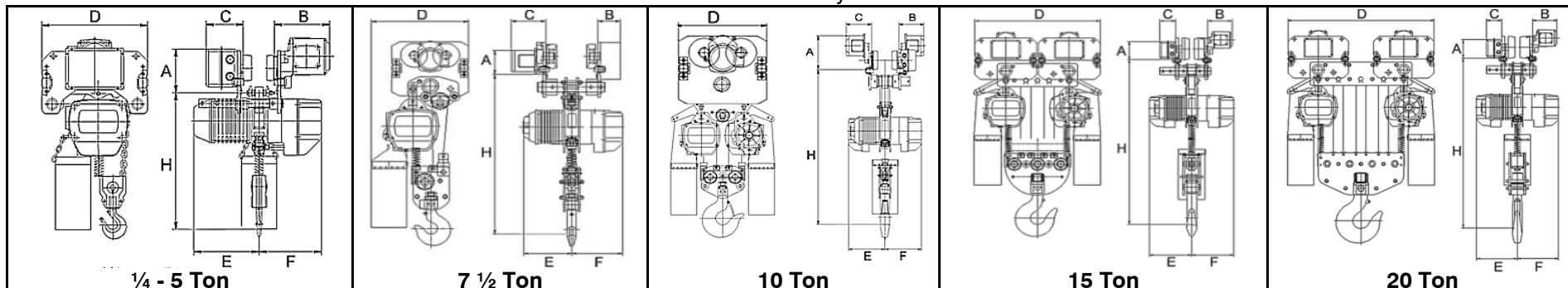
Electric Chain Hoist (Dual Brake)

Models ECHH, ECHP, ECHG, and ECHM

ECH-0214

2721 NE 4th Ave Pompano FL 33064 | (954) 367-6116

Hoist with Motor Trolley Dimensions



Model Number	H	A	B	C	D	E	F	Flange Width Range	Approx. Gross Weight (lb.)
ECHM-00518	16.5	8	8.5	7.75	16.5	10.5	11	3 - 9.5	303.6
ECHM-00526									
ECHM-00544									
ECHM-01018									
ECHM-01026									
ECHM-01044									
ECHM-02018	22	10	8.75	7.75	17.5	12	13.5	4 - 12.5	528.5
ECHM-02026									
ECHM-04009	24	8	8.5	7.75	20.75	10.75	11	5 - 10	477.8
ECHM-04013									
ECHM-04026	29.75	10	8.75	7.75	20	12	13.5	4 - 12.5	593.5
ECHM-06006									
ECHM-06009	30.75	11	8.75	7.75	20.5	12	13.5	4-12.5*	652.5
ECHM-10010									
ECHM-15007	43	8	8	8	20.5	12	13.5	6 - 12	826.5
ECHM-20010									
ECHM-30007									
ECHM-40005	45	7	8	6.75	39	49.25			1716.5
									2773.5

* Can change to 3.75" specification modification.
 All measurements are in inches.
 Based on standard 10 ft of lift.

Electric Chain Hoist (Dual Brake)

Models ECHH, ECHP, ECHG, and ECHM

ECH-0214

2721 NE 4th Ave Pompano FL 33064 | (954) 367-6116